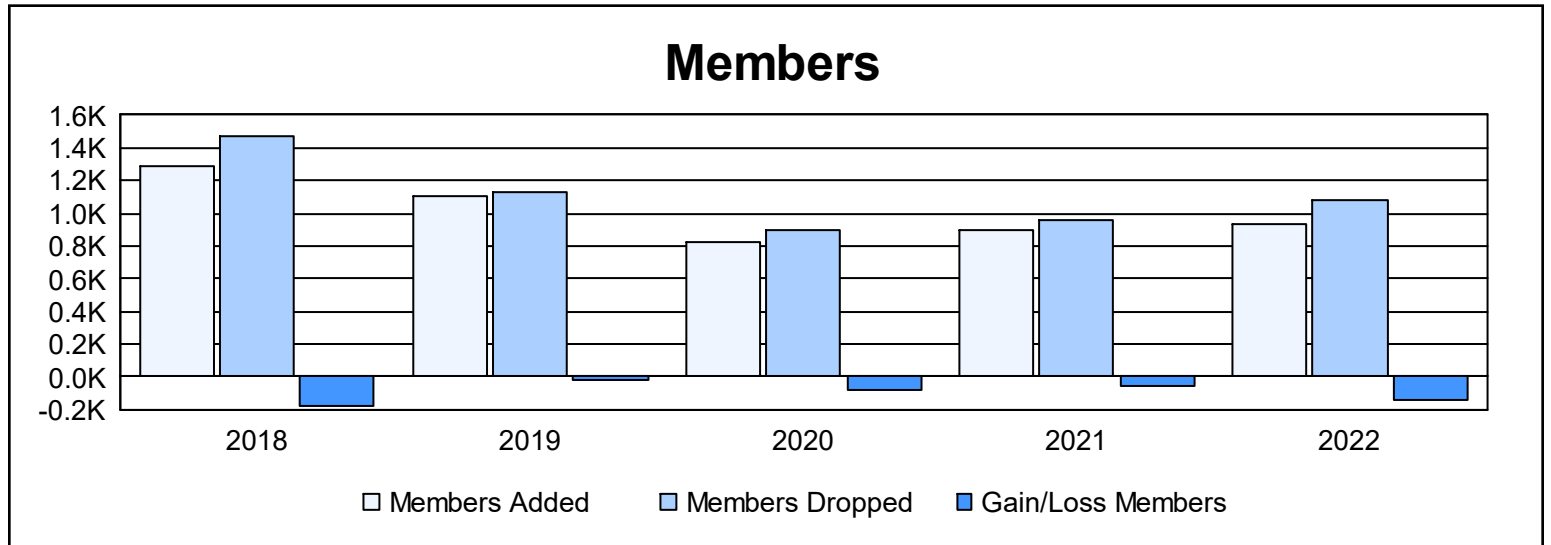
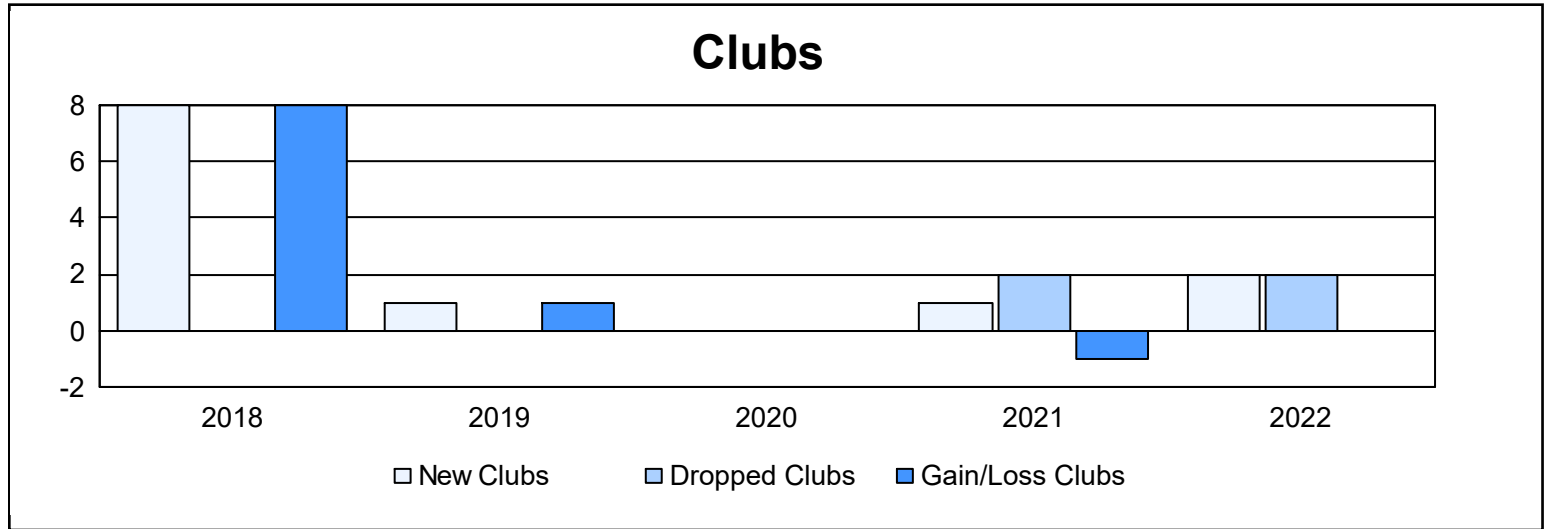
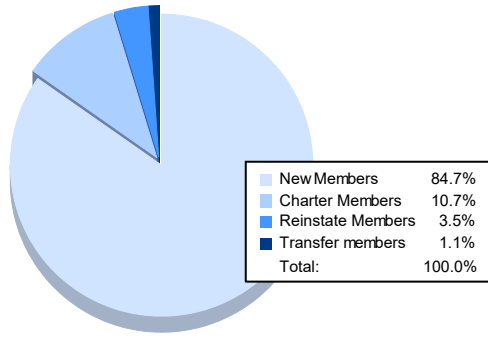


Year	New Clubs	Dropped Clubs	Gain/Loss Clubs	New Members	Charter Members	Reinstate Members	Transfer Members	Total Member Added	Total Members Dropped	Gain/Loss Members
2017-2018	8	0	8	923	339	23	6	1,291	1,473	-182
2018-2019	1	0	1	1,033	41	21	12	1,107	1,128	-21
2019-2020	0	0	0	793	12	15	4	824	903	-79
2020-2021	1	2	-1	850	31	10	11	902	958	-56
2021-2022	2	2	0	793	100	33	10	936	1,080	-144
<b>Average</b>	<b>2</b>	<b>1</b>	<b>2</b>	<b>878</b>	<b>105</b>	<b>20</b>	<b>9</b>	<b>1,012</b>	<b>1,108</b>	<b>-96</b>



### Membership Composition June 2022 Cumulative



### Gender Composition June 2022 Cumulative

